



PERIOD 8 HOUSE PLANS




SE	S1			SW
	5 2	9 7	7 9	
	7	3	5	
E	6 1	4 3	2 5	W
	6	8	1	
	1 6	8 8	3 4	
	2	4	9	
NE	N1			NW

KAN house:
Sitting N1, Facing S1:
157.5° - 172.5°




SE	S2			SW
	3 4	8 8	1 6	
	7	3	5	
E	2 5	4 3	6 1	W
	6	8	6	
	7 9	9 7	5 2	
	2	4	9	
NE	N2			NW

KAN house:
Sitting N2, Facing S2:
172.5° - 187.5°




SE	S3			SW
	3 4	8 8	1 6	
	7	3	5	
E	2 5	4 3	6 1	W
	6	8	6	
	7 9	9 7	5 2	
	2	4	9	
NE	N3			NW

KAN house:
Sitting N3, Facing S3:
187.5° - 202.5°




S	SW1			W
	7 1	5 8	9 3	
	3	5	1	
SE	3 6	2 5	1 4	NW
	7	8	9	
	4 7	8 2	6 9	
	6	2	4	
E	NE1			N

GEN house:
Sitting NE1, Facing SW1:
202.5° - 217.5°




S	SW2			W
	6 9	8 2	4 7	
	3	5	1	
SE	1 4	2 5	3 6	NW
	7	8	9	
	9 3	5 8	7 1	
	6	2	4	
E	NE2			N

GEN house:
Sitting NE2, Facing SW2:
217.5° - 232.5°




S	SW3			W
	6 9	8 2	4 7	
	3	5	1	
SE	1 4	2 5	3 6	NW
	7	8	9	
	9 3	5 8	7 1	
	6	2	4	
E	NE3			N

GEN house:
Sitting NE3, Facing SW3:
232.5° - 247.5°




SW	W1			NW
	9 7	4 3	5 2	
	5	1	9	
S	2 5	6 1	1 6	N
	3	8	4	
	7 9	8 8	3 4	
	7	6	2	
SE	E1			NE

ZHEN house:
Sitting E1, Facing W1:
247.5° - 262.5°



SW	W2			NW
	3 4	8 8	7 9	
	5	1	9	
S	1 6	6 1	2 5	N
	3	8	4	
	5 2	4 3	9 7	
	7	6	2	
SE	E2			NE

ZHEN house:
Sitting E2, Facing W2:
262.5° - 277.5°



SW	W3			NW
	3 4	8 8	7 9	
	5	1	9	
S	1 6	6 1	2 5	N
	3	8	4	
	5 2	4 3	9 7	
	7	6	2	
SE	E3			NE

ZHEN house:
Sitting E3, Facing W3:
277.5° - 292.5°

W	NW1 ↑			N
	9 2	8 1	3 5	
	1	9	4	
SW	4 6	7 9	1 3	NE
	5	8	2	
	2 4	6 8	5 7	
S	SE1			E

XUN house:
Sitting SE1, Facing NW1:
292.5° - 307.5°

W	NW2 ↑			N
	5 7	6 8	2 4	
	1	9	4	
SW	1 3	7 9	4 6	NE
	5	8	2	
	3 5	8 1	9 2	
S	SE2			E

XUN house:
Sitting SE2, Facing NW2:
307.5° - 322.5°

W	NW3 ↑			N
	5 7	6 8	2 4	
	1	9	4	
SW	1 3	7 9	4 6	NE
	5	8	2	
	3 5	8 1	9 2	
S	SE3			E

XUN house:
Sitting SE3, Facing NW3:
322.5° - 337.5°

NW	N1 ↑			NE
	4 3	8 8	6 1	
	9	4	7	
W	5 2	3 4	1 6	E
	1	8	6	
	9 7	7 9	2 5	
SW	S1			SE

LI house:
Sitting S1, Facing N1:
337.5° - 352.5°

NW	N2 ↑			NE
	2 5	7 9	9 7	
	9	4	2	
W	1 6	3 4	5 2	E
	1	8	6	
	6 1	8 8	4 3	
SW	S2			SE

LI house:
Sitting S2, Facing N2:
352.5° - 7.5°

NW	N3 ↑			NE
	2 5	7 9	9 7	
	9	4	2	
W	1 6	3 4	5 2	E
	1	8	6	
	6 1	8 8	4 3	
SW	S3			SE

LI house:
Sitting S3, Facing N3:
7.5° - 22.5°

N	NE1 ↑			E
	9 6	2 8	7 4	
	4	2	6	
NW	4 1	5 2	6 3	SE
	9	8	7	
	3 9	8 5	1 7	
W	SW1			S


KUN house:
Sitting SW1, Facing NE1:
22.5° - 37.5°

N	NE2 ↑			E
	1 7	8 5	3 9	
	4	2	6	
NW	6 3	5 2	4 1	SE
	9	8	7	
	7 4	2 8	9 6	
W	SW2			S


KUN house:
Sitting SW2, Facing NE2:
37.5° - 52.5°

N	NE3 ↑			E
	1 7	8 5	3 9	
	4	2	6	
NW	6 3	5 2	4 1	SE
	9	8	7	
	7 4	2 8	9 6	
W	SW3			S


KUN house:
Sitting SW3, Facing NE3:
52.5° - 67.5°

NE	E1 			SE
	4 3 2	8 8 6	9 7 7	
N	6 1 4	1 6 8	5 2 3	S
	2 5 9	3 4 1	7 9 5	
NW	W1			SW


DUI house:
Sitting W1, Facing E1:
67.5° - 82.5°

NE	E2 			SE
	7 9 2	3 4 6	2 5 7	
N	5 2 4	1 6 8	6 1 3	S
	9 7 9	8 8 1	4 3 5	
NW	W2			SW


DUI house:
Sitting W2, Facing E2:
82.5° - 97.5°

NE	E3 			SE
	7 9 2	3 4 6	2 5 7	
N	5 2 4	1 6 8	6 1 3	S
	9 7 9	8 8 1	4 3 5	
NW	W3			SW


DUI house:
Sitting W3, Facing E3:
97.5° - 112.5°

E	SE1 			S
	7 5 6	8 6 7	4 2 3	
NE	3 1 2	9 7 8	6 4 5	SW
	5 3 4	1 8 9	2 9 1	
N	NW1			W

QIAN house:
Sitting NW1, Facing SE1:
112.5° - 127.5°

E	SE2 			S
	2 9 6	1 8 7	5 3 3	
NE	6 4 2	9 7 8	3 1 5	SW
	4 2 4	8 6 9	7 5 1	
N	NW2			W

QIAN house:
Sitting NW2, Facing SE2:
127.5° - 142.5°

E	SE3 			S
	2 9 6	1 8 7	5 3 3	
NE	6 4 2	9 7 8	3 1 5	SW
	4 2 4	8 6 9	7 5 1	
N	NW3			W

QIAN house:
Sitting NW3, Facing SE3:
142.5° - 157.5°