



**PERIOD 6 HOUSE PLANS**




SE	S1			SW
	3 9	7 5	5 7	
	5	1	3	
E	4 8	2 1	9 3	W
	4	6	8	
	8 4	6 6	1 2	
NE	N1			NW

KAN house:  
Sitting N1, Facing S1:  
157.5° - 172.5°




SE	S2			SW
	1 2	6 6	8 4	
	5	1	3	
E	9 3	2 1	4 8	W
	4	6	8	
	5 7	7 5	3 9	
NE	N2			NW

KAN house:  
Sitting N2, Facing S2:  
172.5° - 187.5°




SE	S3			SW
	1 2	6 6	8 4	
	5	1	3	
E	9 3	2 1	4 8	W
	4	6	8	
	5 7	7 5	3 9	
NE	N3			NW

KAN house:  
Sitting N3, Facing S3:  
187.5° - 202.5°




S	SW1			W
	4 7	6 9	2 5	
	1	3	8	
SE	8 2	9 3	1 4	NW
	5	6	7	
	7 1	3 6	5 8	
E	NE1			N

GEN house:  
Sitting NE1, Facing SW1:  
202.5° - 217.5°




S	SW2			W
	5 8	3 6	7 1	
	1	3	8	
SE	1 4	9 3	8 2	NW
	5	6	7	
	2 5	6 9	4 7	
E	NE2			N

GEN house:  
Sitting NE2, Facing SW2:  
217.5° - 232.5°




S	SW3			W
	5 8	3 6	7 1	
	1	3	8	
SE	1 4	9 3	8 2	NW
	5	6	7	
	2 5	6 9	4 7	
E	NE3			N

GEN house:  
Sitting NE3, Facing SW3:  
232.5° - 247.5°




SW	W1			NW
	7 2	2 6	3 7	
	3	8	7	
S	9 4	4 8	8 3	N
	1	6	2	
	5 9	6 1	1 5	
SE	E1			NE

ZHEN house:  
Sitting E1, Facing W1:  
247.5° - 262.5°



SW	W2			NW
	1 5	6 1	5 9	
	3	8	7	
S	8 3	4 8	9 4	N
	1	6	2	
	3 7	2 6	7 2	
SE	E2			NE

ZHEN house:  
Sitting E2, Facing W2:  
262.5° - 277.5°



SW	W3			NW
	1 5	6 1	5 9	
	3	8	7	
S	8 3	4 8	9 4	N
	1	6	2	
	3 7	2 6	7 2	
SE	E3			NE

ZHEN house:  
Sitting E3, Facing W3:  
277.5° - 292.5°

W	NW1 ↑			N
	3 9	4 8	9 3	
	8	7	2	
SW	8 4	5 7	2 1	NE
	3	6	9	
	1 2	6 6	7 5	
S	1	5	4	E
	SE1			

XUN house:  
Sitting SE1, Facing NW1:  
292.5° - 307.5°

W	NW2 ↑			N
	7 5	6 6	1 2	
	8	7	2	
SW	2 1	5 7	8 4	NE
	3	6	9	
	9 3	4 8	3 9	
S	1	5	4	E
	SE2			

XUN house:  
Sitting SE2, Facing NW2:  
307.5° - 322.5°

W	NW3 ↑			N
	7 5	6 6	1 2	
	8	7	2	
SW	2 1	5 7	8 4	NE
	3	6	9	
	9 3	4 8	3 9	
S	1	5	4	E
	SE3			

XUN house:  
Sitting SE3, Facing NW3:  
322.5° - 337.5°

NW	N1 ↑			NE
	2 1	6 6	4 8	
	7	2	9	
W	3 9	1 2	8 4	E
	8	6	4	
	7 5	5 7	9 3	
SW	3	1	5	SE
	S1			

LI house:  
Sitting S1, Facing N1:  
337.5° - 352.5°

NW	N2 ↑			NE
	9 3	5 7	7 5	
	7	2	9	
W	8 4	1 2	3 9	E
	8	6	4	
	4 8	6 6	2 1	
SW	3	1	5	SE
	S2			

LI house:  
Sitting S2, Facing N2:  
352.5° - 7.5°

NW	N3 ↑			NE
	9 3	5 7	7 5	
	7	2	9	
W	8 4	1 2	3 9	E
	8	6	4	
	4 8	6 6	2 1	
SW	3	1	5	SE
	S3			

LI house:  
Sitting S3, Facing N3:  
7.5° - 22.5°

N	NE1 ↑			E
	8 5	6 3	1 7	
	2	9	4	
NW	4 1	3 9	2 8	SE
	7	6	5	
	5 2	9 6	7 4	
W	8	3	1	S
	SW1			


KUN house:  
Sitting SW1, Facing NE1:  
22.5° - 37.5°

N	NE2 ↑			E
	7 4	9 6	5 2	
	2	9	4	
NW	2 8	3 9	4 1	SE
	7	6	5	
	1 7	6 3	8 5	
W	8	3	1	S
	SW2			


KUN house:  
Sitting SW2, Facing NE2:  
37.5° - 52.5°

N	NE3 ↑			E
	7 4	9 6	5 2	
	2	9	4	
NW	2 8	3 9	4 1	SE
	7	6	5	
	1 7	6 3	8 5	
W	8	3	1	S
	SW3			


KUN house:  
Sitting SW3, Facing NE3:  
52.5° - 67.5°

NE	E1 			SE
	5 1 9	1 6 4	9 5 5	
N	3 8 2	8 4 6	4 9 1	S
	7 3 7	6 2 8	2 7 3	
NW	W1			SW


DUI house:  
Sitting W1, Facing E1:  
67.5° - 82.5°

NE	E2 			SE
	2 7 9	6 2 4	7 3 5	
N	4 9 2	8 4 6	3 8 1	S
	9 5 7	1 6 8	5 1 3	
NW	W2			SW


DUI house:  
Sitting W2, Facing E2:  
82.5° - 97.5°

NE	E3 			SE
	2 7 9	6 2 4	7 3 5	
N	4 9 2	8 4 6	3 8 1	S
	9 5 7	1 6 8	5 1 3	
NW	W3			SW


DUI house:  
Sitting W3, Facing E3:  
97.5° - 112.5°

E	SE1 			S
	5 7 4	6 6 5	2 1 1	
NE	1 2 9	7 5 6	4 8 3	SW
	3 9 2	8 4 7	9 3 8	
N	NW1			W

QIAN house:  
Sitting NW1, Facing SE1:  
112.5° - 127.5°

E	SE2 			S
	9 3 4	8 4 5	3 9 1	
NE	4 8 9	7 5 6	1 2 3	SW
	2 1 1	6 6 7	5 7 8	
N	NW2			W

QIAN house:  
Sitting NW2, Facing SE2:  
127.5° - 142.5°

E	SE3 			S
	9 3 4	8 4 5	3 9 1	
NE	4 8 9	7 5 6	1 2 3	SW
	2 1 1	6 6 7	5 7 8	
N	NW3			W

QIAN house:  
Sitting NW3, Facing SE3:  
142.5° - 157.5°